

# BLASTERALL™

## WINTER GLOVES

### APPLICATIONS

The world's most comfortable blasting gloves, Designed by blasters for abrasive blasting. Its abrasion-resistant properties make it the ultimate choice with protection and comfort in one glove.






### FEATURES


- 3M Thinsulate® lining helps maintain warmth in cold environments
- Made from genuine durable 'fine-grain' leather, giving comfort and dexterity
- Kevlar flock lined for comfort and the ultimate protection
- Touch screen index finger tips allow operators to take and answer calls without glove removal
- Flexible design, allowing greater usability to the blasting operators
- Cinched cuffs ensure they stay in the exact right position on your hands
- Impact Level 1 rating provides increased protection for workplace accidents
- Adjustable collar with elastic to ensure all stray abrasive and dust particles are kept out of your hands
- Offered in wide selection of sizes from XS (6) to XXL (11) to accommodate various hand sizes

For more information on sizing and how to accurately measure, please see the following page.

PART NUMBER & SIZING CHART	
PART NUMBER	SIZE
NA100W-SM	Small (7)
NA100W-MED	Medium (8)
NA100W-LG	Large (9)
NA100W-XL	X-Large (10)
NA100W-2XL	XX-Large (11)

SAFETY STANDARD ANSI/ISEA 105-2016	
	Abrasion Resistance - Tested to ASTM D3884
	Cut Resistance - Tested to ASTM F2992-15
	Flame Resistance - Tested to ASTM F1358

#### ADDITIONAL PROTECTION COMING IN 2025

SAFETY STANDARD ANSI/ISEA 138-2019	
	Impact Resistance - Tested to ANSI/ISEA 138

## HOW TO CHOOSE THE CORRECT BLASTERALL GLOVE SIZE

Hand injuries are one of the most common injuries on blasting jobsites. However, using Blasterall blasting gloves gives your operators the hand protection they deserve. Blasterall Gloves offer resistance to abrasion, impacts, cuts, and more. It is important to wear the right size gloves to ensure the optimal levels of dexterity and comfort. Glove size measures in inches so all you need is a tape measure or ruler to identify the glove size for you.

To determine your glove size, measure from the tip of your middle finger to the wrinkle at the base of your hand. Then wrap a fabric measuring tape around the widest part of your hand just below the knuckle (excluding your thumb). Once you have both these measurements, use the larger of the two to determine the proper glove size. Typically the first measurement works for 95% of people. If you don't have a fabric tape, this is the easiest way to find your glove size.

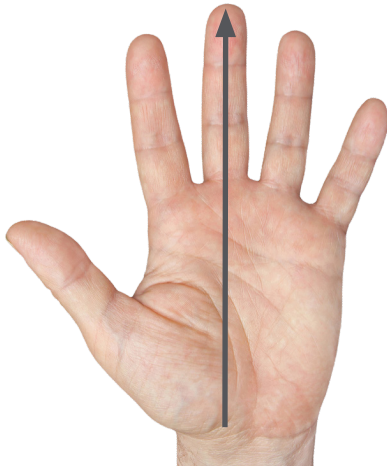
Below you will find sizes by number as well as letter sizes:

- If your hand measures 5.5 - 6 inches, choose size 6, X Small.
- If your hand measures 6.5 - 7 inches, choose size 7, Small.
- If your hand measures 7.5 - 8 inches, choose size 8, Medium.
- If your hand measures 8.5 - 9 inches, choose size 9, Large.
- If your hand measures 9.5 - 10 inches, choose size 10, XL.
- If your hand measures 10.5 - 11 inches, choose size 11, XXL.

## GLOVE SIZING CHART

Take the larger of the two measurements to determine proper glove size.

**MEASURE**



**MEASURE**



<table border="0"> <tr> <td style="background-color: #f47920; color: white; padding: 5px; text-align: center;"><b>XS</b></td> <td style="padding: 5px;"><b>5.5-6"</b> 14-15.2 cm</td> </tr> <tr> <td style="background-color: #f47920; color: white; padding: 5px; text-align: center;"><b>S</b></td> <td style="padding: 5px;"><b>6.5-7"</b> 16.5-17.8 cm</td> </tr> <tr> <td style="background-color: #f47920; color: white; padding: 5px; text-align: center;"><b>M</b></td> <td style="padding: 5px;"><b>7.5-8"</b> 19.1-20.3 cm</td> </tr> </table>	<b>XS</b>	<b>5.5-6"</b> 14-15.2 cm	<b>S</b>	<b>6.5-7"</b> 16.5-17.8 cm	<b>M</b>	<b>7.5-8"</b> 19.1-20.3 cm	<table border="0"> <tr> <td style="background-color: #f47920; color: white; padding: 5px; text-align: center;"><b>L</b></td> <td style="padding: 5px;"><b>8.5-9"</b> 21.6-22.9 cm</td> </tr> <tr> <td style="background-color: #f47920; color: white; padding: 5px; text-align: center;"><b>XL</b></td> <td style="padding: 5px;"><b>9.5-10"</b> 24.1-25.4 cm</td> </tr> <tr> <td style="background-color: #f47920; color: white; padding: 5px; text-align: center;"><b>XXL</b></td> <td style="padding: 5px;"><b>10.5-11"</b> 26.7-27.9 cm</td> </tr> </table>	<b>L</b>	<b>8.5-9"</b> 21.6-22.9 cm	<b>XL</b>	<b>9.5-10"</b> 24.1-25.4 cm	<b>XXL</b>	<b>10.5-11"</b> 26.7-27.9 cm
<b>XS</b>	<b>5.5-6"</b> 14-15.2 cm												
<b>S</b>	<b>6.5-7"</b> 16.5-17.8 cm												
<b>M</b>	<b>7.5-8"</b> 19.1-20.3 cm												
<b>L</b>	<b>8.5-9"</b> 21.6-22.9 cm												
<b>XL</b>	<b>9.5-10"</b> 24.1-25.4 cm												
<b>XXL</b>	<b>10.5-11"</b> 26.7-27.9 cm												